

# RLM Server Configuration

**DDBSP** – Dortmund Data Bank Software Package



**DDBST**

Dortmund Data Bank  
Software & Separation  
Technology

DDBST - Dortmund Data Bank Software & Separation Technology GmbH

Marie-Curie-Straße 10

D-26129 Oldenburg

Tel.: +49 441 36 18 19 0

Fax: +49 441 36 18 19 10

[support@ddbst.com](mailto:support@ddbst.com)

[www.ddbst.com](http://www.ddbst.com)

---

Introduction.....	3
Requesting a license.....	3
Installation of a license .....	3
Deletion and de-/activation of a license .....	4
Modification of the server ports.....	4
License server administration .....	5
The embedded web server.....	5
The RLM utility program.....	5

## Introduction

The DDBST software uses the Reprise License Manager (RLM) from Reprise Software, Inc. ([www.reprisesoftware.com](http://www.reprisesoftware.com)) as license management system. The DDBST RLM Server Configuration program can be used to request, install and review server licenses. In addition some simple license server administration tasks can be performed.

## Requesting a license

Switch to the *Registration* page.

RLM Server Configuration 2019	
File License Server ?	
Licenses License Server <b>Registration</b>	
First Name	
Last Name	
Company*	My Company
Address	
Phone Number	
E-Mail*	user@mycompany.com
Activation Code*	0-2022-A
HOSTID	a473a6a5
HOSTMAC	
HOSTDISKSN	25D1XNGA089064, 5Z10LKZJ, W-DMWZA2A709957
HOSTNAME	ip36
HOSTIP	169.254.31.8, 192.168.1.36

Buttons on the right side of the form:

- Create Registration Request
- Email Registration Request
- Save Registration Request
- Online Registration Request

You can enter your name, address and phone number. At least the activation code, the company name and the email address is required.

Click on the *Email Registration Request* button to open the standard MAPI email client with a new message. The recipient, subject and the registration information as attachment will be added automatically.

If it is not possible or desired to use MAPI click on the button *Save Registration Request* to store the specified personal information together with some system information to a file. Send the file (e.g. as attachment) to [register@ddbst.de](mailto:register@ddbst.de) to request a permanent license.

After sending the request you will receive a license file (\*.lic) usually within 24 hours.

## Installation of a license

Administrative user rights are required to update a server license. On systems with UAC turned on the RLM Server Configuration program has to be started with the option “run as administrator”.

To install a new license switch to the *Licenses* page. Click on *Add License*.

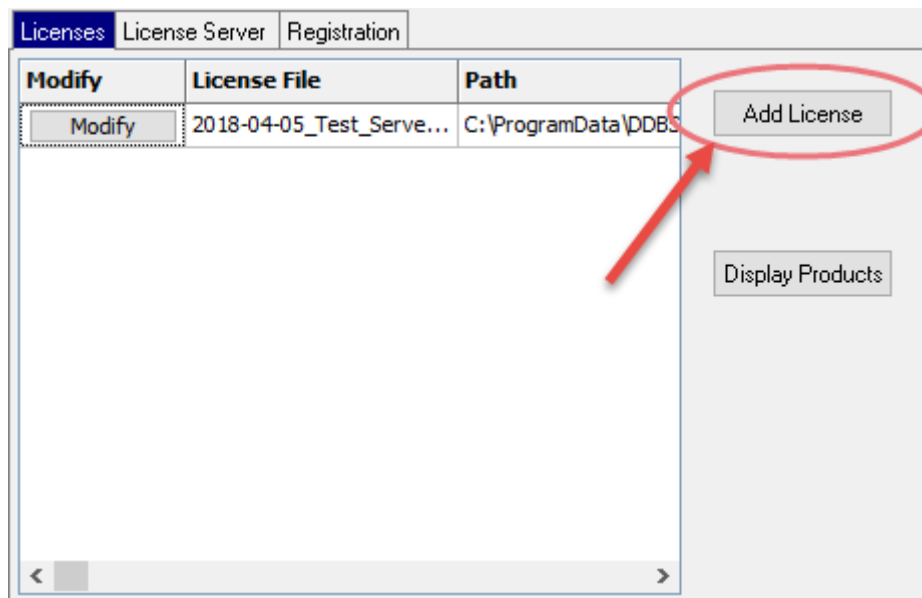


Figure 1: Adding a new license.

Use the *open dialog* to select the “LIC” file you received from DDBST and stored somewhere (e.g. on the desktop). The new license will appear in the licenses list.

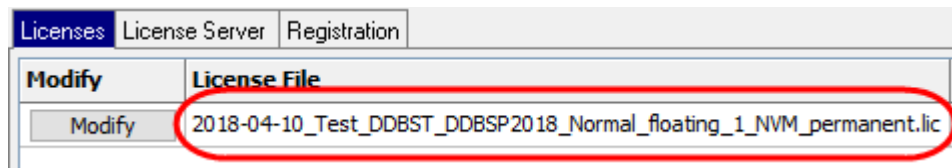


Figure 2: New license in the license list.

The license server will be restarted or forced to reread the licenses automatically to make the license available immediately.

Click on an entry of list to see the contents of the license file.

## Deletion and de-/activation of a license

Click on the *Modify* button next to a license entry and select *Remove License* to erase a license file from the computer. No backup will be made.

Click on the *Modify* button next to a license entry and select *Disable License* to deactivate a license without removing the license file from the computer. The license will appear in gray text.

Click on the *Modify* button next to a license entry and select *Enable License* to activate a disabled license.

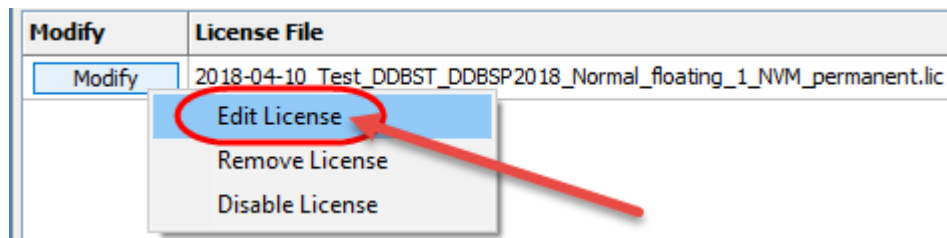
The license server will be restarted automatically to make the change available immediately.

## Modification of the server ports

The license server and the client programs are communicating via TCP/IP. The client must be able to communicate with the server on two ports, the *RLM port* and the *ISV port*. If there is a firewall between the client and the server the firewall must allow connections to both ports (RLM and ISV). On the client computer only the RLM port can be specified. The default RLM port is 5053 (registered by Reprise for the RLM License Server). Changing the RLM port means to change the port specification on both client and server side. If the ISV port is not specified the server selects a free port by itself which can change on every restart of the server.

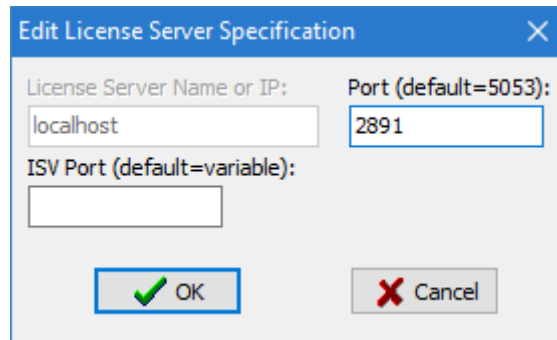
The ports are not specified during the installation. Instead the ports are specified by modifying the license file(s) received by DDBST. To ease the change of the ports the modification can be done using a graphical interface. So editing the license text file is not necessary.

To change any of the ports click on the *Modify* button next to license file that should be altered and select *Edit License*.



**Figure 3:** Edit license server specification (server).

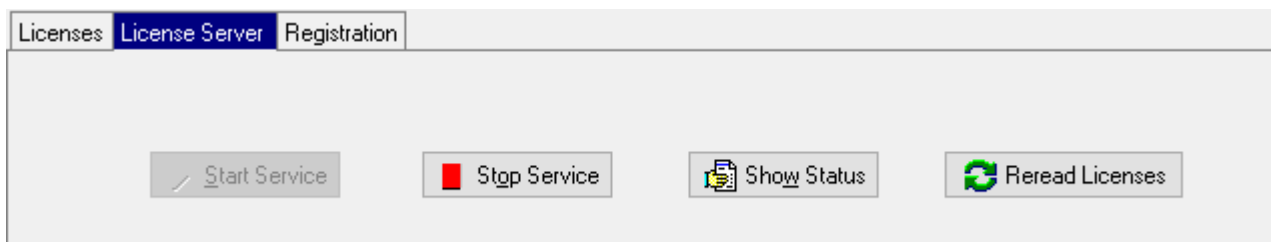
In the appearing dialog the RLM port and the (optional) ISV port of the license server can be modified. Please note that the RLM port must be identical for both client and server computer.



**Figure 4:** Edit license server specification dialog (server).

With a click on the OK button the new specification will be written to the LIC file. No backup of the old setting will be made. The license server will be restarted automatically to make the change available immediately.

## License server administration



The DDBST RLM Server Configuration program can be used to perform some simple license server administration tasks. On the *License Server* page the license server can be started or stopped. The status of the license server can be displayed. Furthermore the server can be forced to reread the licenses (the action will start the license server if it's not running).

For all operations administrative user rights are required.

### The embedded web server

The license server has an embedded web server which can be activated at installation time. The web server is running on port 5054 by default. Please have a look at the end-user manual for details.

### The RLM utility program

Some license server administration tasks can be performed with the *rlmutil* program. Please have a look at the end-user manual for details.